



RAI SAHEB BHANWAR SINGH COLLEGE NASRULLAGANJ (BHAIRUNDA)

RAI SAHEB BHANWAR SINGH COLLEGE NASRULLAGANJ (BHAIRUNDA)

ONLINE STUDENT SATISFACTORY SURVEY 2023-24

REPORT

ONLINE FORM

Online Student satisfaction Survey 2023-24 Published

Questions Responses **800** Settings

Section 1 of 4

Online Student satisfaction survey 2023-24

B *I* U

Dear students-

Our college, Rai Saheb Bhanwar Singh College is conducting a students satisfaction survey regarding teaching-learning and evaluation. Which will help to upgrade the quality in higher education. A students satisfaction survey regarding teaching-learning and Evaluation, which will heil to upgrade the quality in higher education. A student will have to respond to all the questions given in the following format with her/his sincere effort and thought. Her/his identity will not be revealed

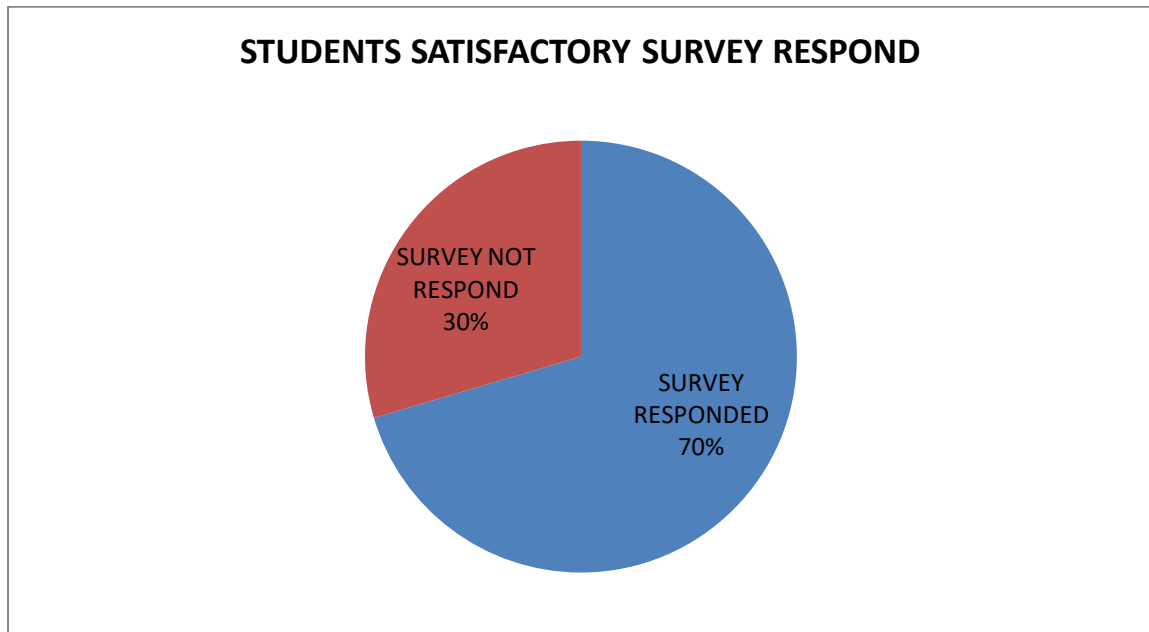
After section 1 Continue to next section

Section 2 of 4

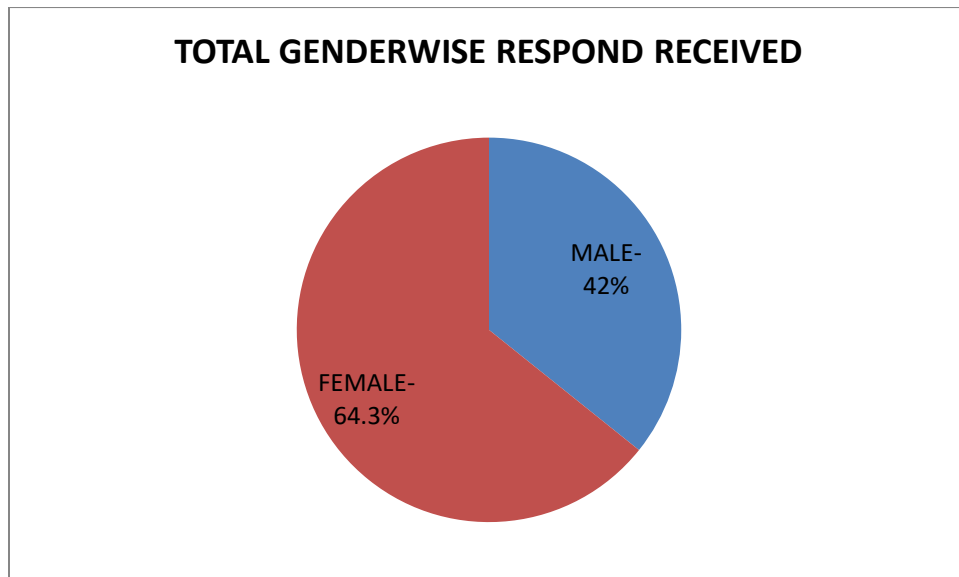
Instructions to fill the questionnaire. All questions should be compulsorily attempted.



Response received



Results shows that out of total 1136 students 800 students respond which about to 70.4 respond and not respond about 29.6



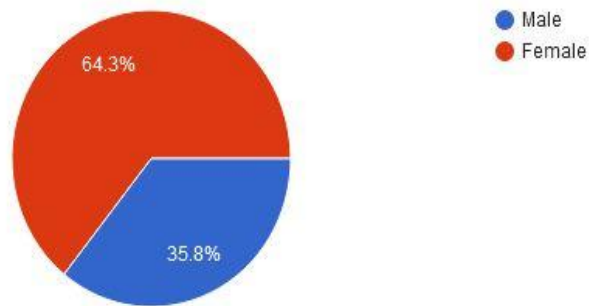


RAI SAHEB BHANWAR SINGH COLLEGE NASRULLAGANJ (BHAIRUNDA)

Percentage wise Gender Results shows that out of total 800 (70.4%) students respond which about to 64.3 female respond and not respond about 42%

(D) Gender

800 responses

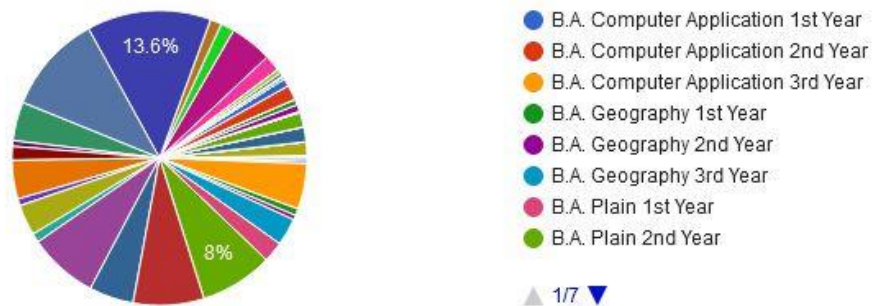


Results shows that out of total 64.3% Female respond the satisfactory survey and 35.8% male respond

(E) Class in study

800 responses

Copy chart



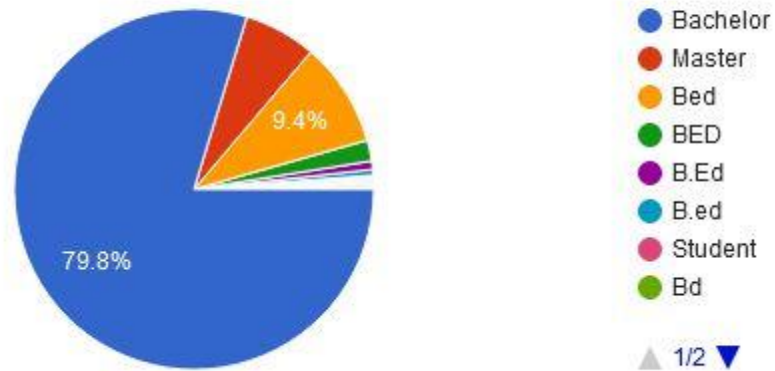
Results shows that almost all classes students respond the survey



RAI SAHEB BHANWAR SINGH COLLEGE NASRULLAGANJ (BHAIRUNDA)

(F) what degree program are you pursuing now

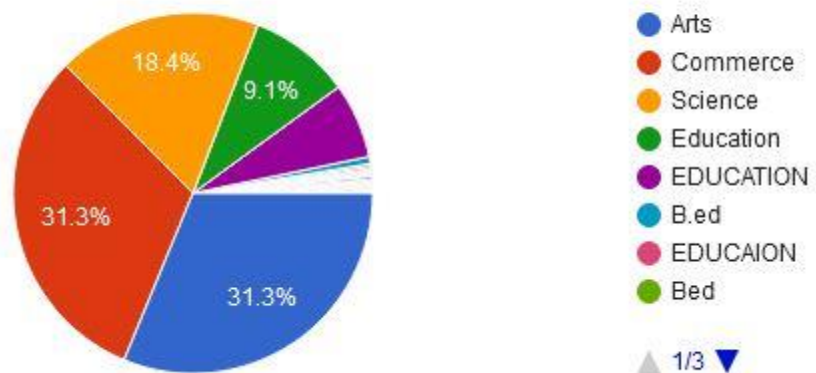
800 responses



Results shows that all UG & PG classes' students respond the survey and 79.8% UG students respond and rest 20.2% other PG classes' students respond

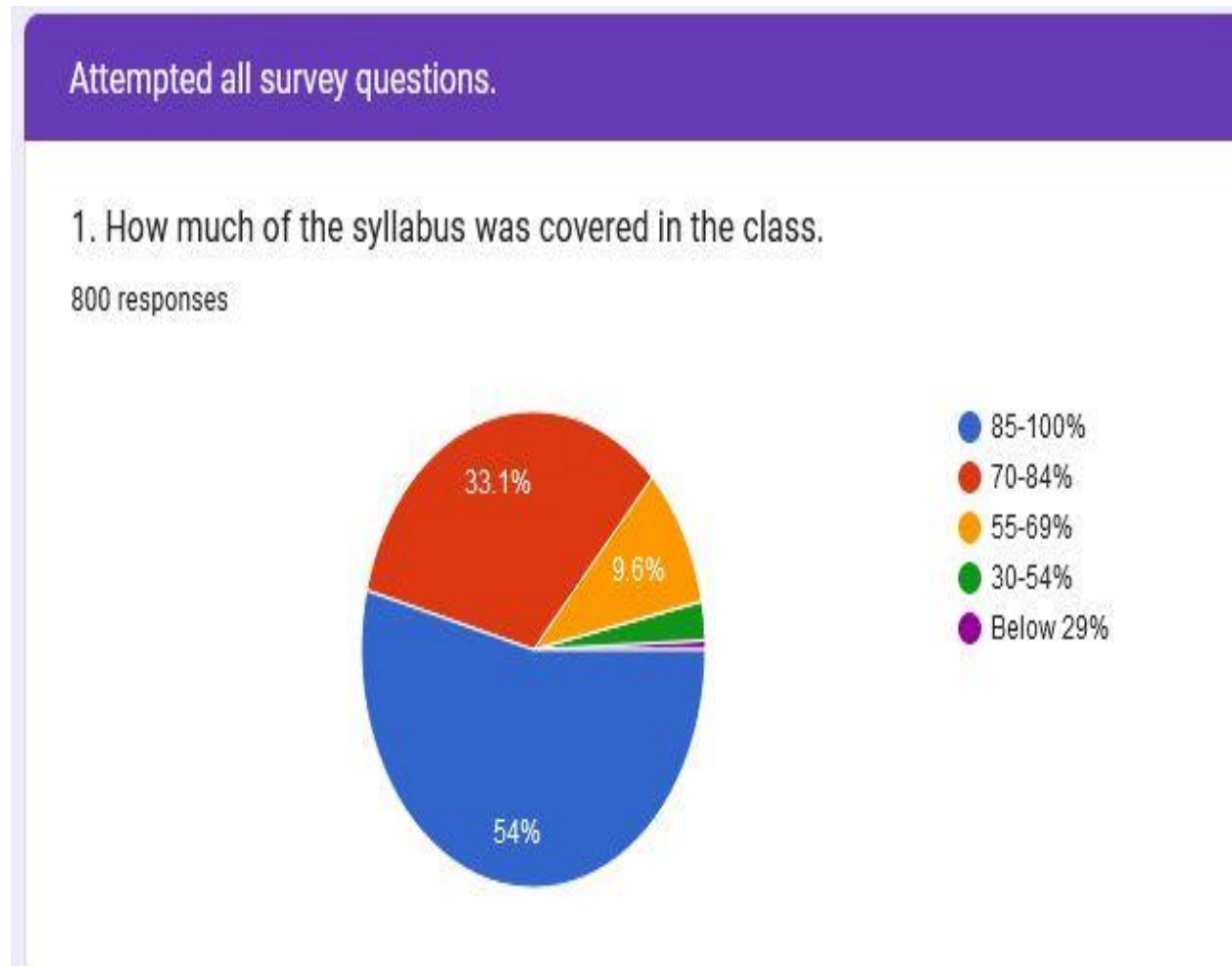
(G) What subject area are you currently pursuing

800 responses





Results shows the percentage wise all stream students respond to the students satisfactory survey of the college.



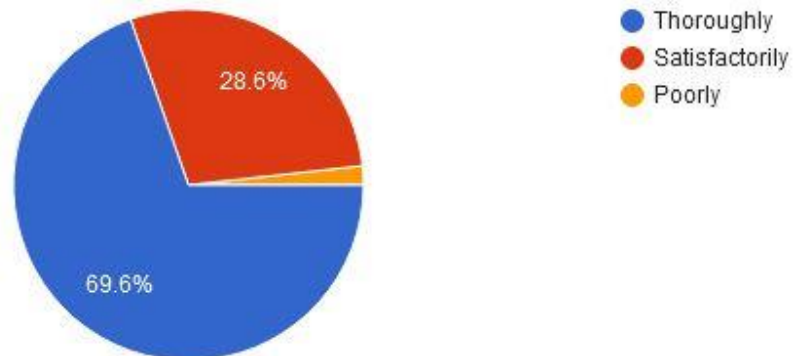
Results shows the percentagewise graph which shows the 54% students respond 85-100% syllabus covered in the class and 33.1% students respond 70-84% syllabus covered.



RAI SAHEB BHANWAR SINGH COLLEGE NASRULLAGANJ (BHAIRUNDA)

2. How well did the teacher prepare for the classes.

800 responses

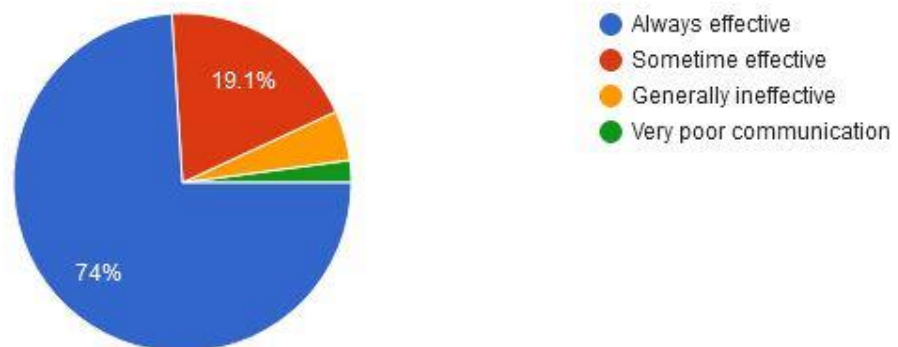


Results shows the percentagewise graph which shows the 69% students respond thoughly teacher prepared for the classes in the college and 28.6% students respond satisfactory teacher prepared for the classes in the college.

3. How well were the teachers able to communicate the content or analysis.



800 responses



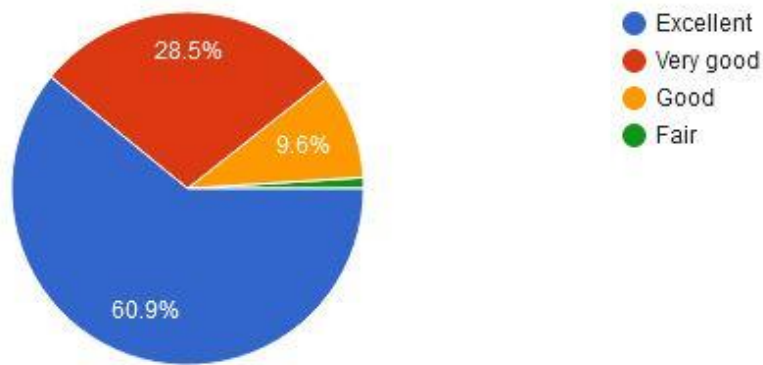


RAI SAHEB BHANWAR SINGH COLLEGE NASRULLAGANJ (BHAIRUNDA)

Results shows the percentagewise graph which shows the 74% students respond always effective teacher able to communicate the content in the class and 19% students respond sometimes effective teacher able to communicate the content in the class and

4 . The teacher's approach to teaching can best be described as

800 responses



Results shows the percentagewise graph which shows the 60.9% students respond excellent to teacher approach and 28.5% students respond very good teacher approach.

5. Fairness of the internal evaluation process by the teachers

800 responses





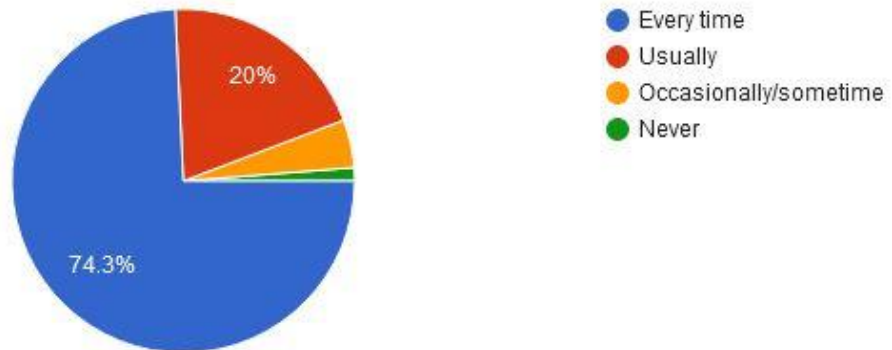
RAI SAHEB BHANWAR SINGH COLLEGE NASRULLAGANJ (BHAIRUNDA)

Results shows the percentagewise graph which shows the 73.8% students respond always fair in evaluation process of internal assessment by the teacher and 19.5% students respond usually fair in evaluation process of internal assessment by the teacher

6 . Was your performance in assignment discussed with you?



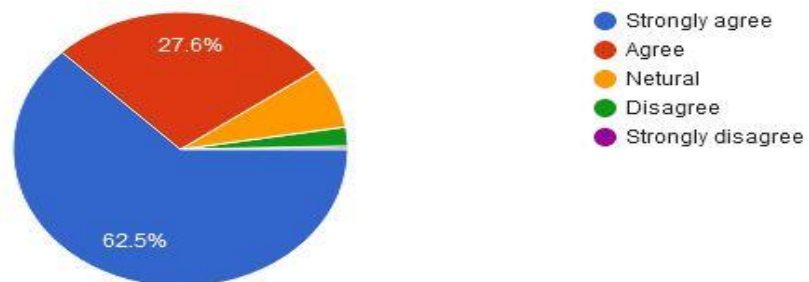
800 responses



Results shows the percentagewise graph which shows the 74.3% students respond every time performance assignment discussed with the students and 20% students respond usually performance assignment discussed with the students

7. The institution provides multiple opportunities to learning and growing-

800 responses



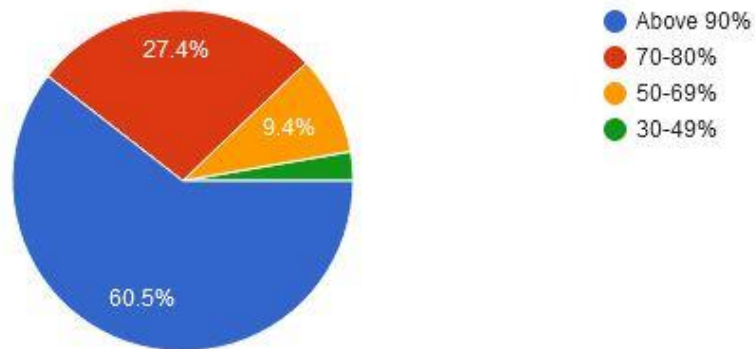


RAI SAHEB BHANWAR SINGH COLLEGE NASRULLAGANJ (BHAIRUNDA)

Results shows the percentagewise graph which shows the 62.5% students respond strongly agree that institution provide multiple opportunities to learning and growing and 27.6% students respond agree that institution provide multiple opportunities to learning and growing.

8 . what percentage of teacher use ICT tools such as LCD projector, multimedia etc. while teaching

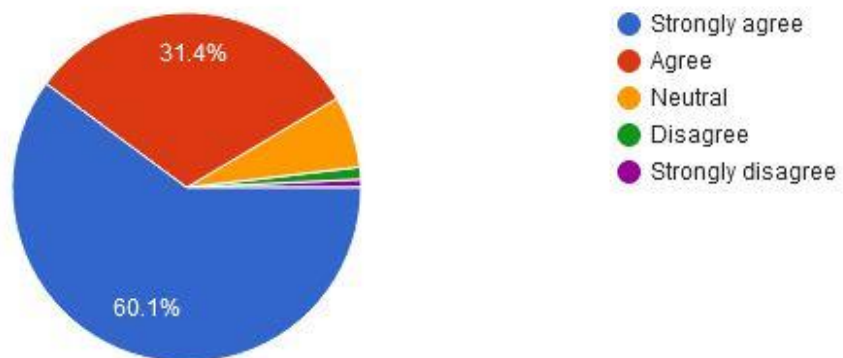
800 responses



Results shows the percentagewise graph which shows the 60.5% students respond above 90% teacher use ICT tool for teaching .

9 . Teachers encourage you to participate in Extracurricular activities

800 responses



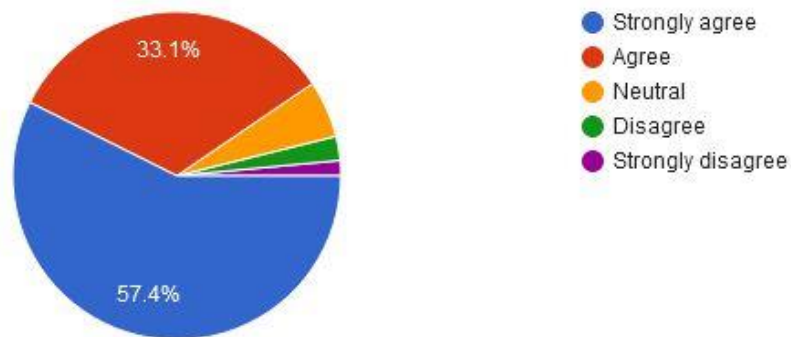


RAI SAHEB BHANWAR SINGH COLLEGE NASRULLAGANJ (BHAIRUNDA)

Results shows the percentagewise graph which shows the 60.1% students responds strongly agree to encourage participating in extracurricular activities and 31.4% students respond agree to encourage participating in extracurricular activities.

10. The institution makes efforts to engage students in the monitoring ,review and continuous quality improvement of the teaching -learning process

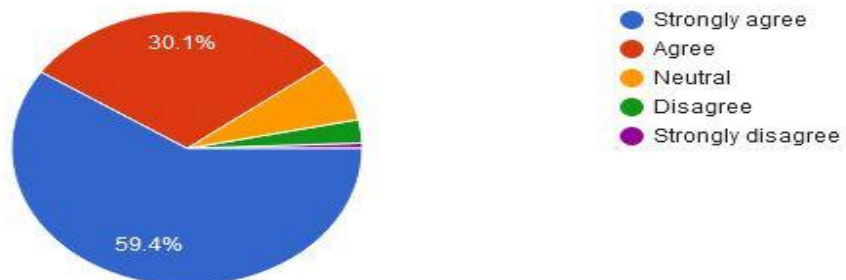
800 responses



Results shows the percentagewise graph which shows the 57.4% students respond strongly agree that institute makes effort to encourage students in monitoring review and quality improvement of the teaching learning process and 33.1% respond agree.

11. The institution provides multiple opportunities to learn and grow

800 responses



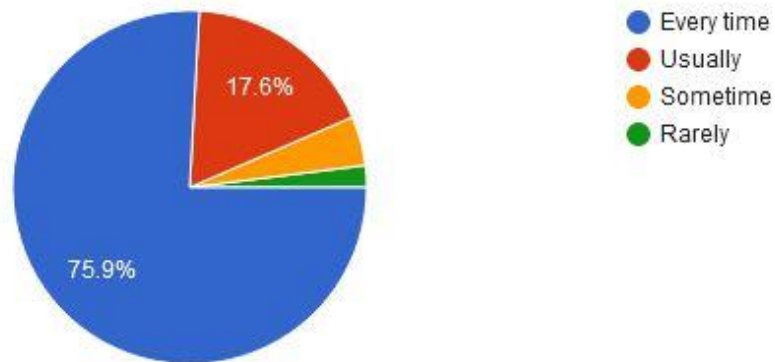


RAI SAHEB BHANWAR SINGH COLLEGE NASRULLAGANJ (BHAIRUNDA)

Results shows the percentagewise graph which shows the 59.4% students respond strongly agree that institute provide multiple opportunities to learn and grow and 30.1% respond agree

12. Teachers are able to identify your weaknesses and help you to overcome them

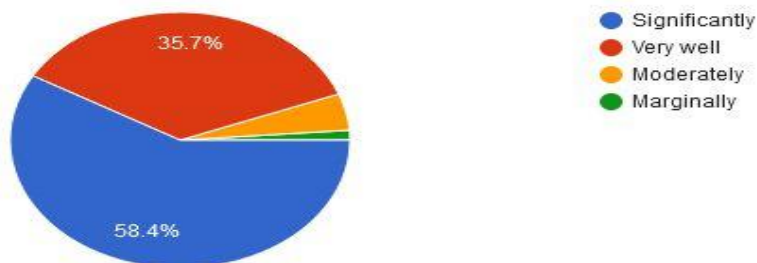
800 responses



Results show the percentagewise graph which shows the 75.9% students respond every time to identify the weakness and help to overcome they and 17.6% respond usually.

13. The teaching and mentoring process in your institution. Facilitates you in cognitive social and emotional growth

800 responses



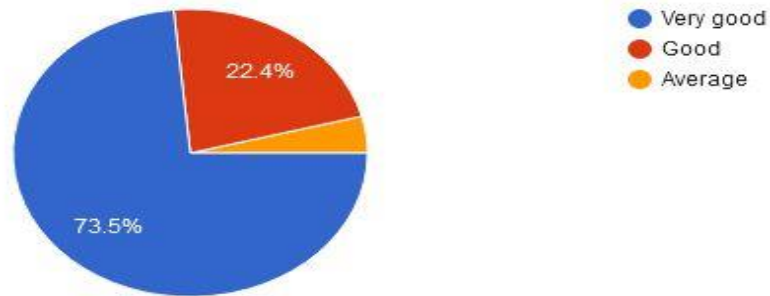
Results show the percentagewise graph which shows the 58.4%% students respond significantly for facilitation of cognitive, social and emotional growth of the students and 35.7% respond very well.



RAI SAHEB BHANWAR SINGH COLLEGE NASRULLAGANJ (BHAIRUNDA)

14. Library facility

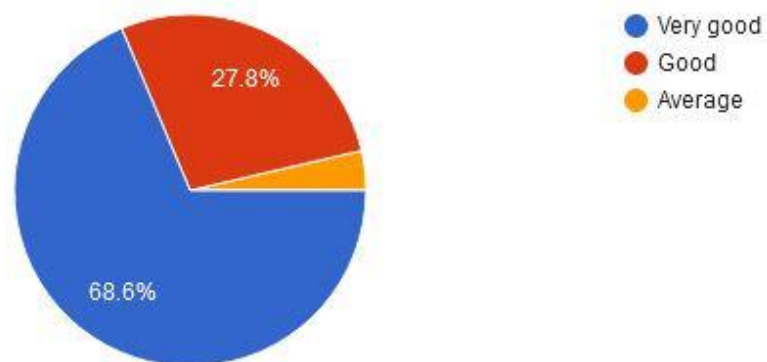
800 responses



Results show the percentagewise graph which shows the 73.5% students respond very good library facility and 22.4% respond Good library facility.

15. Facility of parking

800 responses



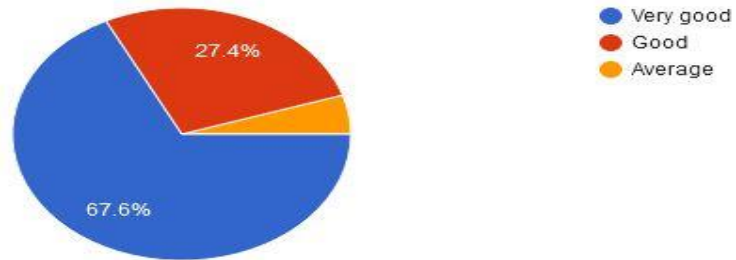
Results show the percentagewise graph which shows the 68.6% students respond very good for parking facility in the institution and 27.8% respond Good.



RAI SAHEB BHANWAR SINGH COLLEGE NASRULLAGANJ (BHAIRUNDA)

16. Games and Sport activities facilities

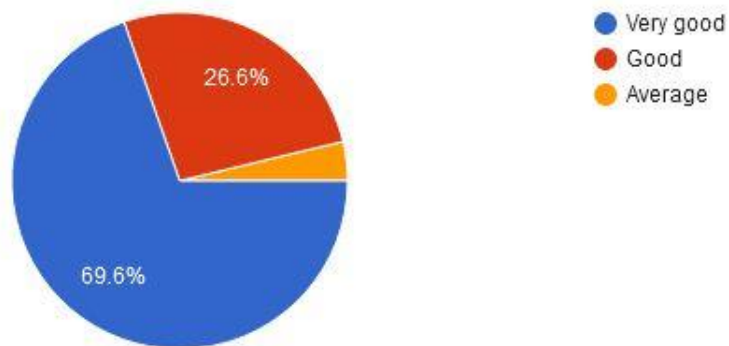
800 responses



Results show the percentagewise graph which shows the 67.6% students respond very good for Games and sport facility in the institution and 27.4% respond Good.

17 Cultural activities

800 responses



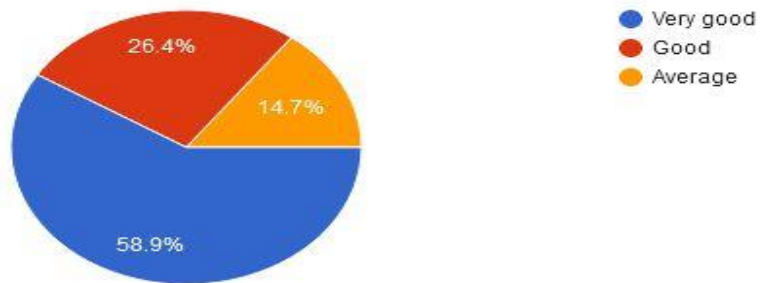
Results show the percentagewise graph which shows the 69.6% students respond very good for cultural facility in the institution and 26.6% respond Good.



RAI SAHEB BHANWAR SINGH COLLEGE NASRULLAGANJ (BHAIRUNDA)

18. Facility of canteen

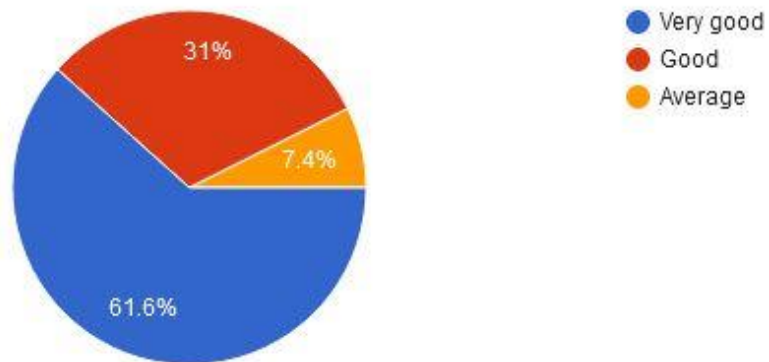
800 responses



Results show the percentagewise graph which shows the 58.9% students respond very good for canteen facility in the institution and 26.4% respond Good.

19. Toilet facility and cleanliness

800 responses



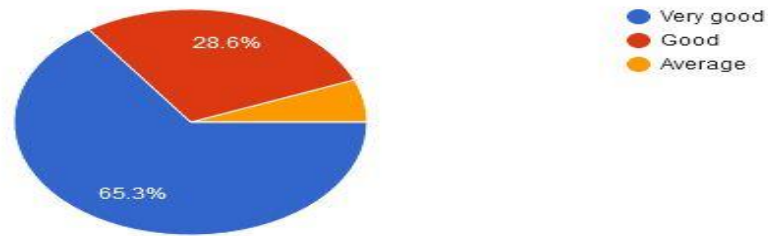
Results show the percentagewise graph which shows the 61.6% students respond very good for Toilet facility and cleanliness in the institution and 31% respond Good.



RAI SAHEB BHANWAR SINGH COLLEGE NASRULLAGANJ (BHAIRUNDA)

20. Behaviors of employee

800 responses



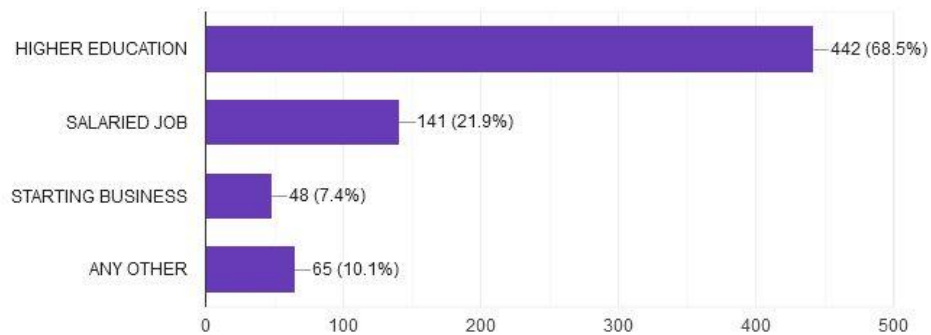
Results show the percentagewise graph which shows the 65.3% students respond very good for employee's behavior and 28.6% respond good

Comments and suggestion

WHAT IS YOUR FURTHER PLAN

[Copy chart](#)

645 responses





RAI SAHEB BHANWAR SINGH COLLEGE NASRULLAGANJ (BHAIRUNDA)

IF HIGHER EDUCATION PLAN NAME THE COURSE YOU PLAN

447 responses

MBA

No

Mba

MA

NO

Msc

M.com

mba

447 Students respond for higher education for further study and course like MBA, MA, MCOM, MSC, M.Ed. AND Ph.D. etc. and some opted for complete exam.

IF BUSINESS -PLEASE MENTION

402 responses

No

NO

SELF BUSINESS

no

OWN BUSSINESS

Self business

Yes

Out of 402 students respond 53 students interested to do their own business plan.



RAI SAHEB BHANWAR SINGH COLLEGE NASRULLAGANJ (BHAIRUNDA)

HOW YOU ARE SKILLED IN THE COLLEGE FOR JOB(PLEASE WRITE A PARAGRAPH

400 responses

Internship

BY INTERNSHIP

Good

No

NO

VERY GOOD

Yes

INTERNSHIP

Out of 400 respond 206 students respond that college provide skilled for job trough various activity like internship, job fair and training and placement



RAI SAHEB BHANWAR SINGH COLLEGE NASRULLAGANJ (BHAIRUNDA)

RAI SAHEB BHANWAR SINGH COLLEGE NASRULLAGANJ (BHAIRUNDA)

ONLINE STUDENT SATISFACTORY SURVEY 2023-24

ACTIONAL TAKEN REPORT

AREAS IDENTIFIED FOR IMMEDIATE INTERVENTION BASED ON THE SSS REPORT 2023-24	ACTION TAKEN
Teaching, Learning, and Assessment	<p>Feedback was disseminated to all teachers through sharing of the document on the official website of the College. Feedback is given to teachers during Performance Appraisal on</p> <ol style="list-style-type: none">1. Compulsory feedback on assignments2. Discussion of students' performance in Continuous Internal Assessment3. Completing portion on time by balancing syllabus.4. Reference note/synopsis of class to be provided.5. Use of Audio-Visual Aids, participative pedagogies for enhancing interest and student engagement.6. Field visits for subjects to enhance learning specifically community organization.7. Proper Management of syllabus as per the credits assigned.8. One-on-one feedback to students regarding their performance and area of improvement.9. Mid-semester evaluation by course teachers.
Syllabus	<p>Feedback on Syllabus will be presented to the Expert Committee in the next syllabus review cycle</p> <ol style="list-style-type: none">1. Fieldwork Supervision subject to be made compulsory and introduced in the NEP 20202. Specialization in Final Year
	<p>Compulsory review of Institute mission, vision, and scope for students learning before placement through setting up of a Fact-Finding Team Report writing, and other essential skills for fieldwork taken in the orientation or induction session at the beginning of the academic year including a workshop on specific skills</p>



RAI SAHEB BHANWAR SINGH COLLEGE NASRULLAGANJ (BHAIRUNDA)

Fieldwork	such as leadership skills, and communication skills must betaken.
Job Placements	Job Placement Cell revamped focusing on students engagement andearly placements
Examinations	Time Table is consciously set considering Core Subjects andElectives

